

# BLUEPOINT LED

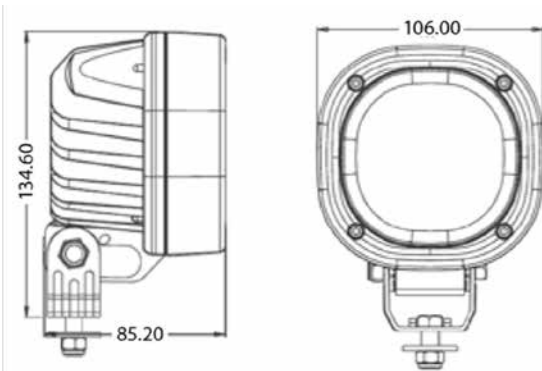
## PRODUCT INFORMATION

Designed to increase safety and minimise the risk of accidents around machinery, Lights has developed the BluePoint LED.

The coloured concentrated light beam displays a large and visible square on the floor in front or behind the machine to alert workers there is a machine approaching.


This industry leading concept allows safety to be visual instead of relying solely on sirens and alarms, especially in loud noisy workplaces, where hearing is difficult.

The light is available in a blue and red colour option.









## PRODUCT SPECIFICATION

Dimensions:	106mm x 106mm x 85.20mm
Effective Lumen:	248 Lumen
Number of LED's:	4 LED's
Voltage:	9V - 60V
Amp Draw:	12V @ 1.2A / 24V @ 0.6A / 48V @ 0.3A
Housing:	Cast Aluminium / Vibration Dampened
Lens:	Polycarbonate
Input Connector:	Integrated Deutsch (DT04-2P)
LED Life:	Up to 40,000 hours
Working Temp:	-40°C to +75°C
Light Pattern:	Spot
Mounting Options:	25mm, 30mm or 40mm
IP Rating:	IP69K
Approvals:	EN55025, Class 5 / UL
Salt Spray:	48 hrs (per ASTM B117)
Mechanical Vibration:	10 Grms (Random Vibration, Freq. 5 to 2000 HZ 3 axis)



## AT A GLANCE

-  LED WORK LIGHT
-  MULTI VOLTAGE
-  IP RATING  
- IP69K
-  EMC  
- EN55025 CLASS / UL
-  EFFECTIVE LUMEN OUTPUT  
- 248LM
-  VIBRATION DAMPENING  
TO 10 GRMS >2000HZ

## LED WORKLIGHTS

LED (Light Emitting Diode) Technology offers enormous benefits in a variety of sectors. The long life, durability, and efficient lumen/watt ratio, of LED lights provide significant savings in service cost and power consumption.

The colour of light LED's emit is near the colour spectrum of the mid-day sun, and allows the human eye to function and view objects better. Since the design capabilities are more flexible; LED lighting can be placed in compact and restrictive areas for better illumination.